

November Series Races

- ❑ **Average lap time system**

- ❑ **Offset trapezoidal course**

- ❑ **2 races back to back**
 - 40 minutes per race for leader
 - approx. race length, depending on conditions

- ❑ **One start in each race, 1st start at:-**
 - 5 Nov. 11:00
 - 12 Nov. **11:15 (Remembrance Sunday)**
 - 19 Nov. **12:00 (after Dinner & Dance)**
 - 26 Nov. 11:00



Organisation

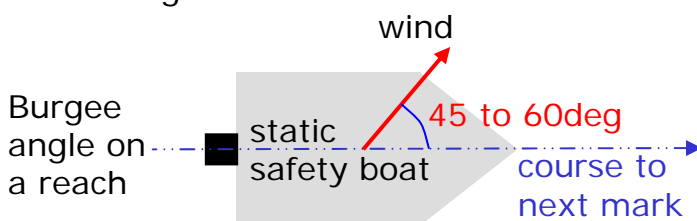
Duties start at 09:15

- ❑ Shore Team - Race Officer (RO) and Ass't RO:
 - Take charge of all shoreside activities, including timekeeping, presentation of results and securing all the fittings and buildings after racing
 - Organise race signal boards, signing-on sheets and timesheets
 - Write race info (e.g. who's on duty, race duration, forecast, HW) on blackboard by club entrance door
 - Switch on race box battery charger and radio at mains
 - Prepare the radios ('PO' channel on handsets, base at 1W)
 - Put the transit pole on the beach
 - Work together and liaise with the Helm and Crew on the RIB
 - RO and Ass't should always stay on shore (unless RO organises replacements for them)
- ❑ Safety Boat Helm and Crew:
- ❑ Helm, in conjunction with RO on shore:
 - Takes all decisions regarding waterside activities; final decisions regarding racing rest with the RO
 - Goes to sea to lay an offset trapezium course with windward start (where possible)
 - Decides on the number of safety boats required (minimum one on the water and a second boat with engine run up and ready at the top of the beach)
 - Ensures that safety boats are prepared and crews available
 - Stays at sea with the safety boat crew for rescue duties
- ❑ Helm and Crew
 - Sign on in appropriate log book (in club foyer)
 - Make ready one boat (full fuel tank in place, engine test run) and position on the beach
 - Make ready the other boat (full fuel tank in place, engine test run) and leave at the top of the beach
 - Take a radio (strapped on inside life-jacket) and burgee - hold handset ~15cm from mouth when speaking.
 - Get help launching - four helpers should be OK, but more are needed if it's very rough - if it's rough, you'll need to get the helpers to push you well out through the shore break - ***no helpers, then no launch***

Course Laying

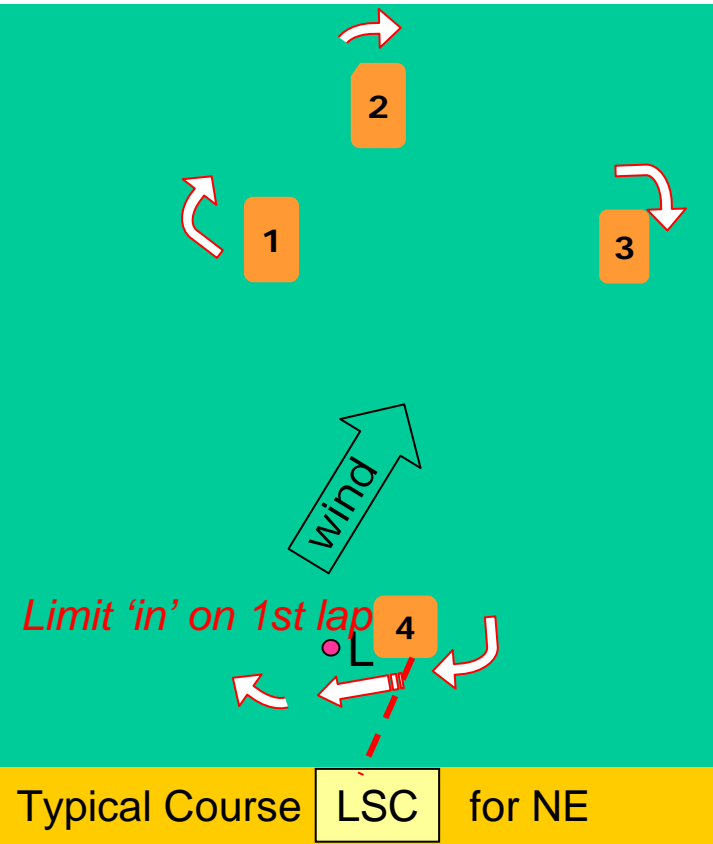
Offset Trapezium - also next page

- ❑ Marks: anchor over the side first - make sure the rope and chain stream freely
- ❑ Start and finish buoys about 50m apart: check / adjust after laying the rest of the course, **to achieve an unbiased start line**
- ❑ **On-shore wind** within 0 to ~30 degrees of along-shore => **true start line at 90 degrees to the wind** (use the burgee that you have with you) and **no need for the limit mark on lap 1 - position it slightly off-shore of the start mark**
- ❑ **Off-shore wind** or within ~60 degrees either side of square on-shore => **limit in on lap 1**, so lay the start line so that it takes an equal length of time to sail (beat, reach or run) from either end of the line to the limit mark, consistent with you being able to sight along the line from the Race Box. For NE or NW, angle the start line (dotted) back a little as shown; for onshore winds, ~SE through to ~SSW, angle the start line back at as small an angle to alongshore as possible (~60 degrees), but so that you can sight along the line from the race box. **For all cases where the limit is in, position the limit mark a bit in-shore of the start line mark.**
- ❑ **On-shore wind:** beat => fetch => run => reach
- ❑ **Off-shore wind:** reach => run => fetch => beat
- ❑ Windward mark roughly 2/3 of the way to Beecham's Buoy in a SW3 - aim for lap times of ~15-20 minutes for an average boat
- ❑ The **fetch** should be at 90 degrees to the direction of the wind (tide effect?)
- ❑ The **run** should be dead downwind (or with a tidal adjustment)
- ❑ With the safety boat static on the **reach** the burgee should point between 60 degrees (light wind) to 45 degrees (strong wind) from the line of the reach
 - if it's rough most boats will be surfing fast - so not too tight
- ❑ Check and adjust the start line bias, if needed
- ❑ Try to allow for the tide biasing the beat and reaches, especially at half tide springs and with light winds

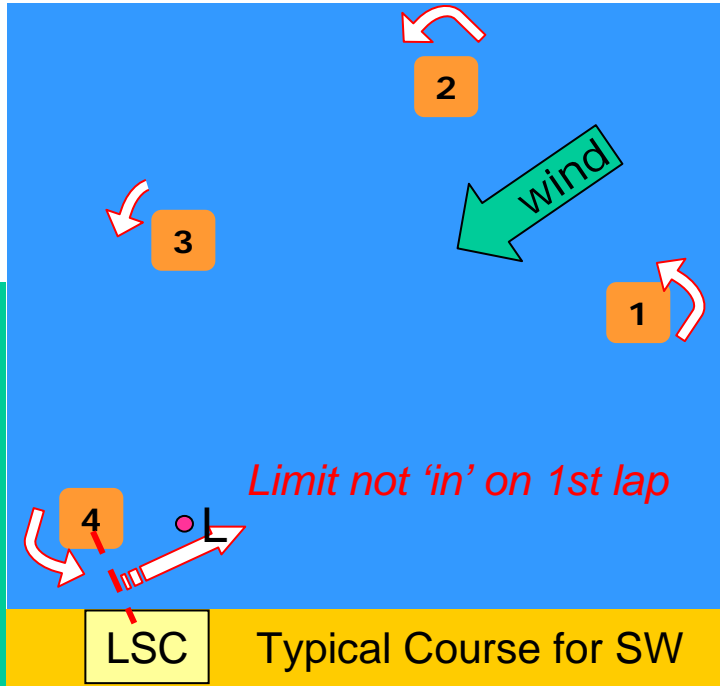


Course Laying

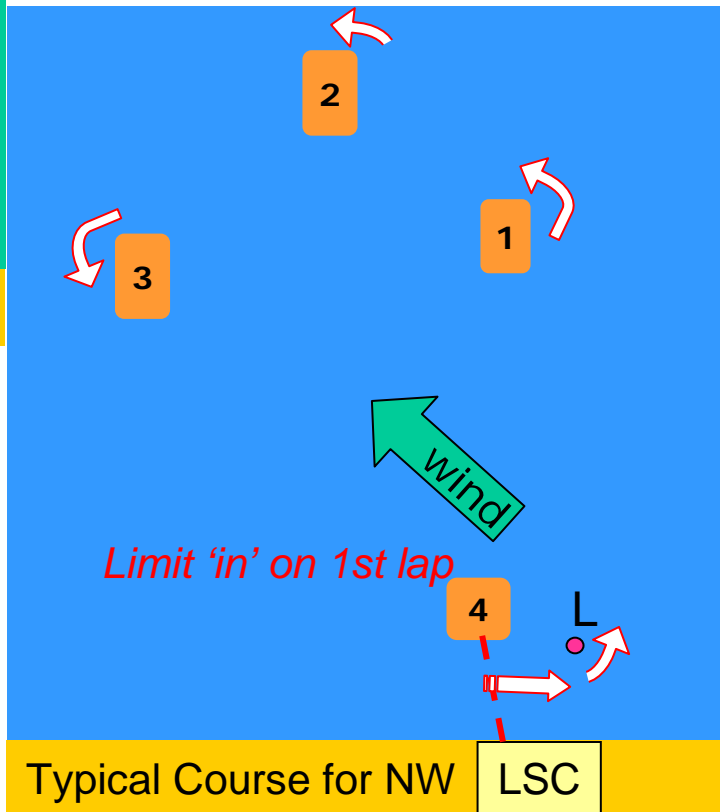
Offset Trapezium



Course: L, 1, 2, 3, 4, L, 1, 2, 3, 4, L, etc..





Course: 1, 2, 3, 4, L, 1, 2, 3, 4, L, etc..




Course: L, 1, 2, 3, 4, L, 1, 2, 3, 4, L, etc..

Start

Boards displayed on West Balcony

Marks to Port  or Starboard 


Course Type 

Limit Mark

- is a mark of the course
 - no board shown




– is **not** a mark of the course on the 1st lap




Postponement: **AP**

- 2 hoots when shown
- 1 hoot when removed
- warning signal 3 minutes later



Change of Course: **'A'**

- 4 hoots when displayed




Start

Boards displayed on East Balcony

TIME

'F' = start time

F-6min



F-3min



F




Recalls

Boards displayed on West Balcony

□ General recall


- 2 hoots when shown
- automatic 'black flag' rule
- recalled fleet:




- there are no other starts, so
 - withdraw recall signal with 1 hoot
 - wait 1 minute
 - display warning and preparatory signals - 3 minutes to go to the start

□ Individual recall

- 1 hoot when shown
- remove when boats have returned or after a reasonable time



Finish - First Race

- After ~ 40 minutes (+/- 1 or 2 mins)
 - **start finishing race 1**
 - if possible, try not to split a group of boats which are having a close race
 - display '**S**' board on the West balcony
- 
- 2 hoots when first boat to be finished rounds the penultimate mark
 - hoot & flash the first 3
 - then flash only
- **As soon as the last boat has finished**
 - liaise with safety boat to make any major course changes or start line adjustments
 - don't bother with minor adjustments
 - make any necessary changes to course boards on the West balcony - use change of course sequence ('**A**' board + 4 hoots)
 - commence start sequence for second race, ASAP after finish of race 1

Finish - Second Race

- **Second race finish**
 - same procedure as above
 - marks to be recovered after all boats have finished

Organisation

□ Shore Team - Race Officer (RO and Ass't RO):

- Ensure all are safely ashore before safety boat lands
- Assist in safety boat recovery / winch up beach
- Calculate results, using Portsmouth H'caps.

$$\text{Corrected average lap time} = \frac{\text{Total elapsed time} \times 1000}{\text{Portsmouth H/Cap} \times \text{Number of laps}}$$

- Check that all have signed-off
- Put results sheet on notice board in foyer
- Tidy up race box after putting all boards etc. away, leave main boards framework upright in corner, close shutter
- Lock up race box
- Check that annexe hut and gate are locked
- Put boards in at top of ramp, if high tides are likely
- Check that club is secure (or delegate) before leaving

□ Safety Boat Helm and Crew:

- Remove marks but do not disconnect fuel tanks from RIBs
- Run up engine to flush cooling system with fresh water
- Avoid getting water in air intake!
- Wash boat and trolley before re-housing
- Lock posts and huts
- Radio handsets - wash, dry, switch off and put into chargers
- Make any comments in log book (foyer)