



Summer of 2020 Series Races


- ❑ **Average lap time system**
- ❑ **LCF adjusted PY handicaps**
- ❑ **Offset trapezoidal course**
- ❑ **2 races back to back**
 - 40 minutes per race for leader
 - approx. race length, depending on conditions
- ❑ **One start in each race, 1st start at:-**
 - July 12 HW 1644 start 1100
 - July 19 HW 1109 start 1500
 - July 26 HW 1629 start 1100
 - August 2 HW 1121 start 1500
 - August 9 HW 1545 start 1100
 - August 16 HW 0952 start 1400
 - August 23 HW 1517 start 1100
 - August 30 HW 1022 start 1400
 -
 -



Don't Panic

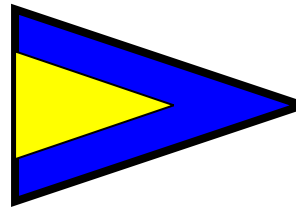
□ There's a problem before the first start signal:

signal a postponement and follow the procedure shown to start the sequence again



□ There's a problem which affects the fleet:

signal a general recall




Abandoning all races because of:

- error in starting procedure
- foul weather
- insufficient wind to finish within the time limit
- missing mark
- anything affecting safety fairness

N / H with 3 hoots

- see Rule 32.1





**Please note:
RO should**

Follow these additional COVID 19 safety procedures

With the safety boat crew make an assessment of the likely conditions for recovering the safety boat at the end of the race.

BE willing to cancel or shorten the race if it looks unlikely that the safety boat can be put on its trolley in the water. REMEMBER this can only be done with the maximum of 6 people maintaining a safe distance from each other (according to current social distancing regulations).

IN line with the RYA Guidelines take a cautious approach. Force 4 forecast max during whole duration of race and time to collect marks and recover safety boat.

- list key risks on the white board by the club's front door
- Make a list of all visitors to the club for the purposes of track and trace and keep this list for 21 days in the race office.
-

The radios should only be handled by the safety boat personnel returned and put on charge after usual cleaning.

*If you would like **help or advice**, ask one of the **mentors** (remember to keep a safe distance at all times) : see list on notice board in the race box.*

Don't Panic! - Use the Don't Panic sheet....



Organisation

Duties start one hour and 45 minutes before first start

- **Shore Team - Race Officer (RO) and Ass't RO if present:**
 - Take charge of all shoreside activities, including starting and running the racing, timekeeping, presentation of results and securing all the fittings, buildings and both compounds after racing
 - Pull conveyor belting down the beach
 - Organise race signal boards, signing-on sheets and timesheets
 - Write race info (e.g. who's on duty, race duration, forecast, HW) on whiteboard in club entrance foyer
 - Switch on race box radio power supply at mains
 - Prepare and check the radios (portables will switch on to the correct channel – make sure they are set to 'L', not 'H', set base station at 1W)
 - Put the transit pole on the beach and align with start mark when laid
 - Work together and liaise with the Helm and Crew on the RIB
 - RO and Ass't should always stay on shore (unless RO organises replacements for them, in order to man the second RIB)
- **Safety Boat Helm and Crew:**
- **Helm, in conjunction with RO on shore:**
 - Take all decisions regarding waterside activities, including whether or not to go to sea; final decisions regarding racing rest with the RO
 - Lay an offset trapezoid (flag 'Z') course, with windward start (where possible)
 - Decide on the number of safety boats required (minimum one on the water and a second boat with engine run up and ready at the top of the beach)
 - Ensure that safety boats are prepared and crews available
 - Stay at sea with the safety boat crew for rescue duties
- **Helm and Crew**
 - Make ready one boat (full fuel tank in place, engine test run) for use
 - Make ready the second boat (full fuel tank in place, engine test run) and leave at the top of the beach
 - Take 2 radios (strapped on inside life-jacket) and burgee - hold handset ~15cm from mouth when speaking
 - **Wear the kill cord when driving!**
 - Note any problems with equipment and report later in Safety Log
 - Get help launching - **four** helpers maximum for social distancing regulations



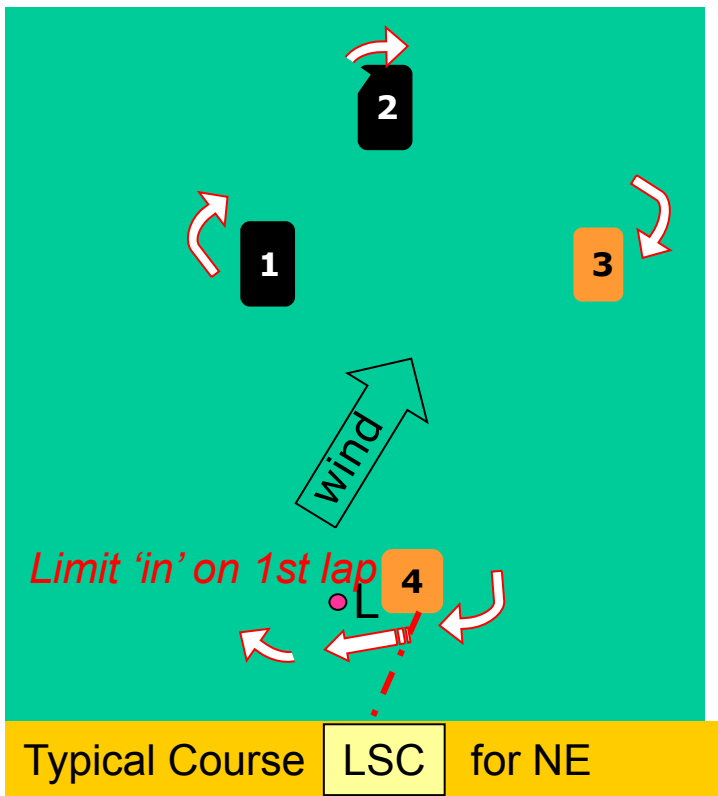
Course Laying

Offset Trapezium - also next page

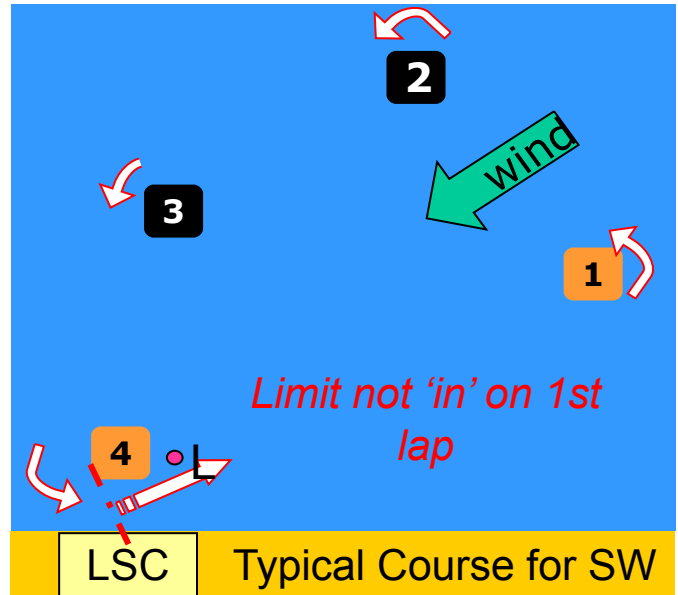
- ❑ Marks: anchor over the side first - make sure the rope and chain stream freely
- ❑ Start and finish buoys about 50m apart: check / adjust after laying the rest of the course, **to achieve an unbiased start line**
- ❑ **On-shore wind** within 0 to ~30 degrees of along-shore => **true start line at 90 degrees to the wind** (see diagrams on next page) - use the burgee that you have with you) and **no need for the limit mark on lap 1 - position it slightly off-shore of the start mark**
- ❑ **Off-shore wind** or within ~60 degrees either side of square on-shore => **limit in on lap 1**, so lay the start line so that it takes an equal length of time to sail (beat, reach or run) from either end of the line to the limit mark, consistent with you being able to sight along the line from the Race Box. For NE or NW, angle the start line (dotted) back a little as shown; for onshore winds, ~SE through to ~SSW, angle the start line back at as small an angle to alongshore as possible (~60 degrees), but so that you can sight along the line from the race box. **For all cases where the limit is in, position the limit mark a bit in-shore of the start line mark.**
- ❑ **On-shore wind:** beat => fetch => run => reach
- ❑ **Off-shore wind:** reach => run => fetch => beat
- ❑ Windward mark roughly 2/3 of the way to Beecham's Buoy in a SW3 - aim for lap times of ~15-20 minutes for an average boat
- ❑ The **fetch** should be at 90 degrees to the direction of the wind (tide effect?)
- ❑ The **run** should be dead downwind (or with a tidal adjustment)
- ❑ With the safety boat static on the **reach** the burgee should point between 60 degrees (light wind) to 45 degrees (stronger wind) from the line of the reach
 - Check and adjust the start line bias, if needed
- ❑ Try to allow for the tide biasing the beat and reaches, especially at half tide springs and with light winds



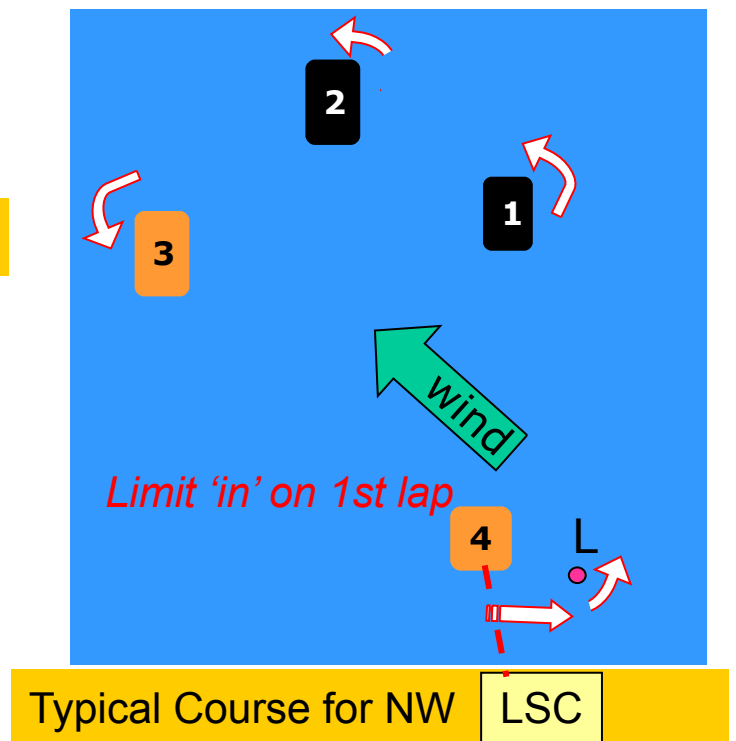
Offset Trapezium Courses use Black Marks for outer leg (the run)



Course: L, 1, 2, 3, 4, L, 1, 2, 3, 4, L, etc..



Course: 1, 2, 3, 4, L, 1, 2, 3, 4, L, etc..






Course: L, 1, 2, 3, 4, L, 1, 2, 3, 4, L, etc..




Start


Boards displayed on West Balcony


- Marks to Port  or Starboard 


- Course Type 

Do make sure all necessary boards are out on the balcony, hooked on and ready to use...

- Limit Mark
 - is a mark of the course
 - no board shown 

 - is **not** a mark of the course on the 1st lap 

- Postponement: **AP**
 - 2 hoots when shown
 - 1 hoot when removed
 - warning signal 3 minutes later

- Change of Course: **'A'**
 - 4 hoots when displayed



Start

Boards displayed on East Balcony


TIME

'F' = start time

F-6min



F-3min



F






Recalls

Boards displayed on West Balcony


□ General recall

- 2 hoots when shown
 - there are no other starts, so withdraw recall, warning and preparatory signals
2 minutes after recalled start
 - wait 1 minute
 - hoot once and display warning and preparatory signals together
 - 3 minutes to go to the start



□ Individual recall

- 1 hoot when shown
- remove when all boats have returned, or after a reasonable time





Finish - First Race

- After around 40 minutes (+/- 1 or 2 mins) or less if conditions are changing and if in your assessment the second race will take too long.
 - **start finishing race 1**
 - if possible, try not to split a group of boats which are having a close race
 - display '**S**' board on the West balcony
-
- 2 hoots when first boat to be finished rounds the penultimate mark
 - hoot & flash the first 3
 - then flash only
- **As soon as the last boat has finished**
 - liaise with safety boat – are they OK to do a second race – ***it's their call, abandon if necessary.***
 - make any major course changes or start line adjustments
 - don't bother with minor adjustments
 - make any necessary changes to course boards on the West balcony - use change of course sequence ('**A**' board + 4 hoots)
 - commence start sequence for second race, ASAP after finish of race 1

Finish - Second Race

- **Second race finish**
 - same procedure as above
 - marks to be recovered after all boats have finished



Organisation

□ Race Officer (RO) and Ass't RO:

- Ensure all are safely ashore before safety boat lands
- Assist in safety boat recovery / winch up beach
- Calculate results (corrected time in seconds to nearest second)

$$\text{Corrected time} = \frac{\text{Total elapsed time (s)} \times 1000}{\text{LCF Handicap} \times \text{No. of laps}}$$

- Include sailors on results sheet if they started but retired (DNF), or sailed around near the start line after their preparatory signal but didn't cross the start line (DNS)
- Put results sheet on notice board in foyer
- Tidy up race box after putting all boards etc. away, leave main boards framework upright in corner, switch off power supply, leave radio chargers on (timer), close shutter
- Fill in Safety Log – liaise with Safety Boat Helm
- Lock up race box
- Pull conveyor belting doubled up to the top of the beach
- Put boards in at top of ramp if high tides are likely
- Check that annexe hut and gate are locked
- Check that club is secure (or delegate) before leaving



Organisation

□ Safety Boat Helm and Crew:

- Remove marks from RIB but do not disconnect fuel tank
 - return marks to garage
- Run up engines that have been used in blue water tank to flush cooling system
- Close fuel tank breather
- Wash boats, external engine and controls, trolley - avoid getting water in engine air intake
- Remove engine cover and spray with WD40 then replace
 - also spray remote control box
- Drain ALL water before re-housing
- Turn off battery isolator switches
- Lock security posts garage and boat sheds
 - **return keys**
- Radio handsets -wipe over with a damp cloth, **dry thoroughly**, switch off and put into chargers in Race box (ensure that they are charging)
- **Inform race officer to make any comments in Safety Log on boats, equipment, incidents etc. (NB Maintain social distancing regulations)**



LCF Handicaps for 2020

RS 700	845
RS 400	942
RS 500	967
Contender	970
Phantom	1006
RS Aero 9	1016
D-Zero	1032
RS 200	1050
RS Aero 7	1070
Laser II	1081
Laser 16 & 3000	1092
Laser	1108
Laser 2000	1123
RS Vision	1139
RS Aero 5	1148
Laser Radial	1160
Miracle	1214
Topaz RaceX	1224
Laser 4.7	1231
Comet	1233
RS Feva XL	1274
Topaz Uno	1283
Feva (youth)	1300
RS Tera Pro	1424
Topper	1432
Topper 4.2	1495
RS Tera Sport	1548

For anything else, please make a guess and it will be corrected later by the results dogsbody